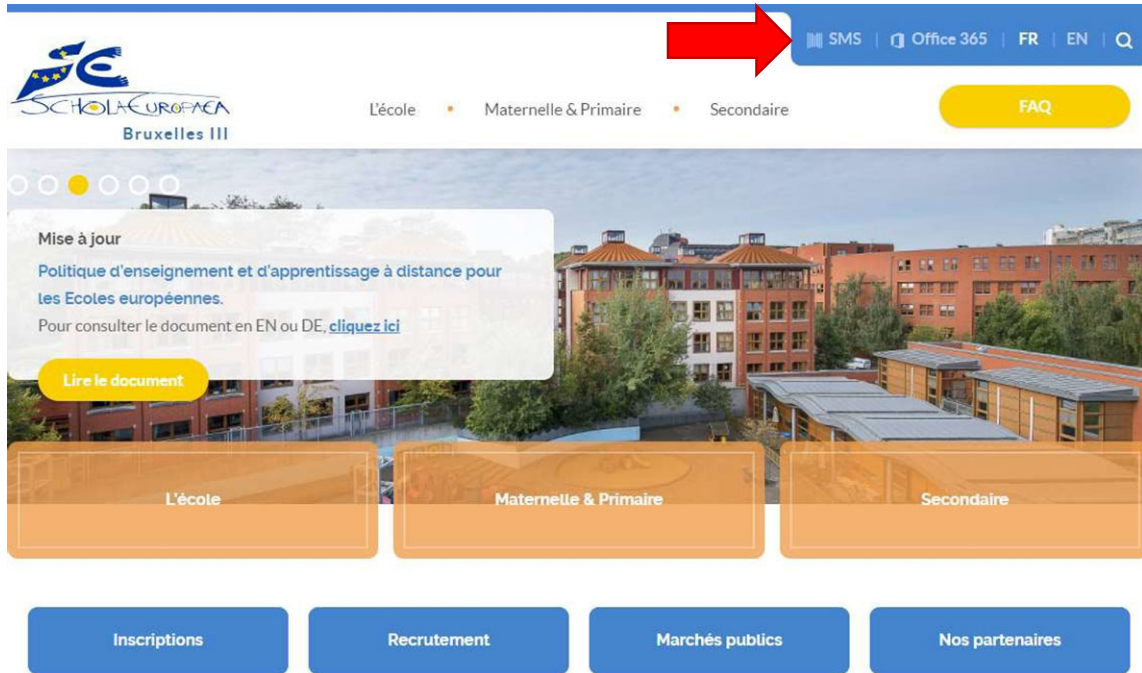
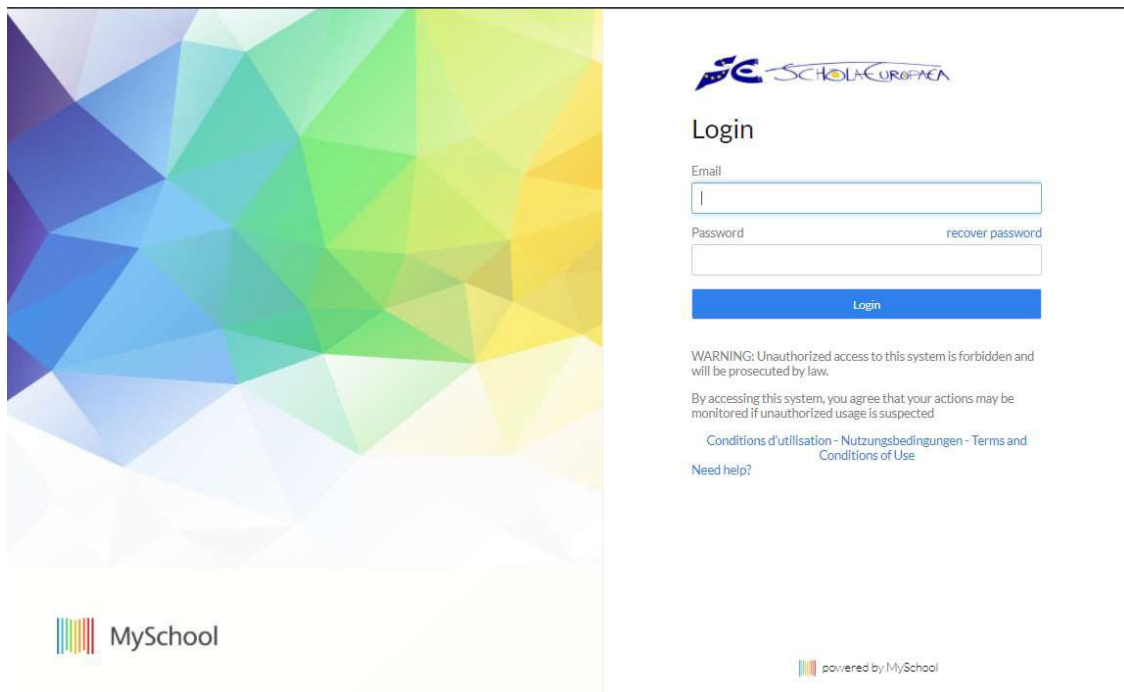


How to reset Office365 (Teams) and SMS password Comment réinitialiser son mot de passe Office365 (Teams) et SMS

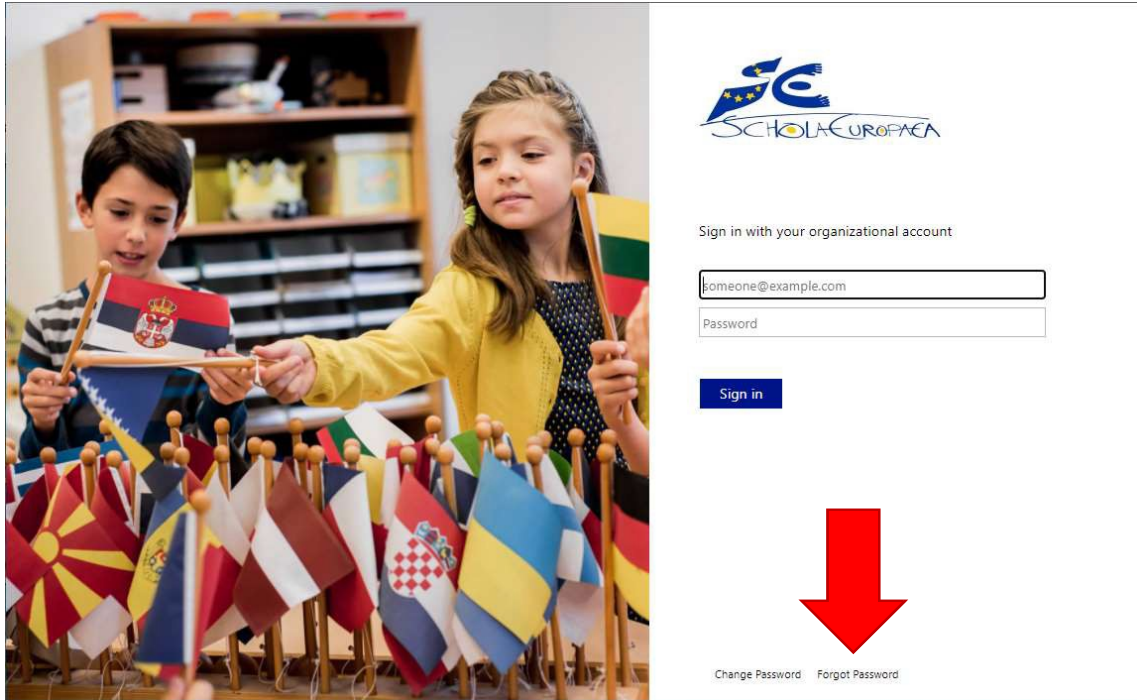
1. Connect to school web site and click on SMS shortcut.
Se connecter sur le site de l'école et cliquer sur le raccourci SMS.
<https://www.eeb3.eu/>



2. Fill in your login.
Introduisez votre login.
E.g. wilsonha@student.eursc.eu or johnsoda@teacher.eursc.eu



- You will be redirected to the authentication site of the European Schools. Click on “Forgot Password”.
Vous allez être redirigé sur le site d’authentification des Ecoles Européennes. Cliquez sur «Forgot Password ».



Sign in with your organizational account

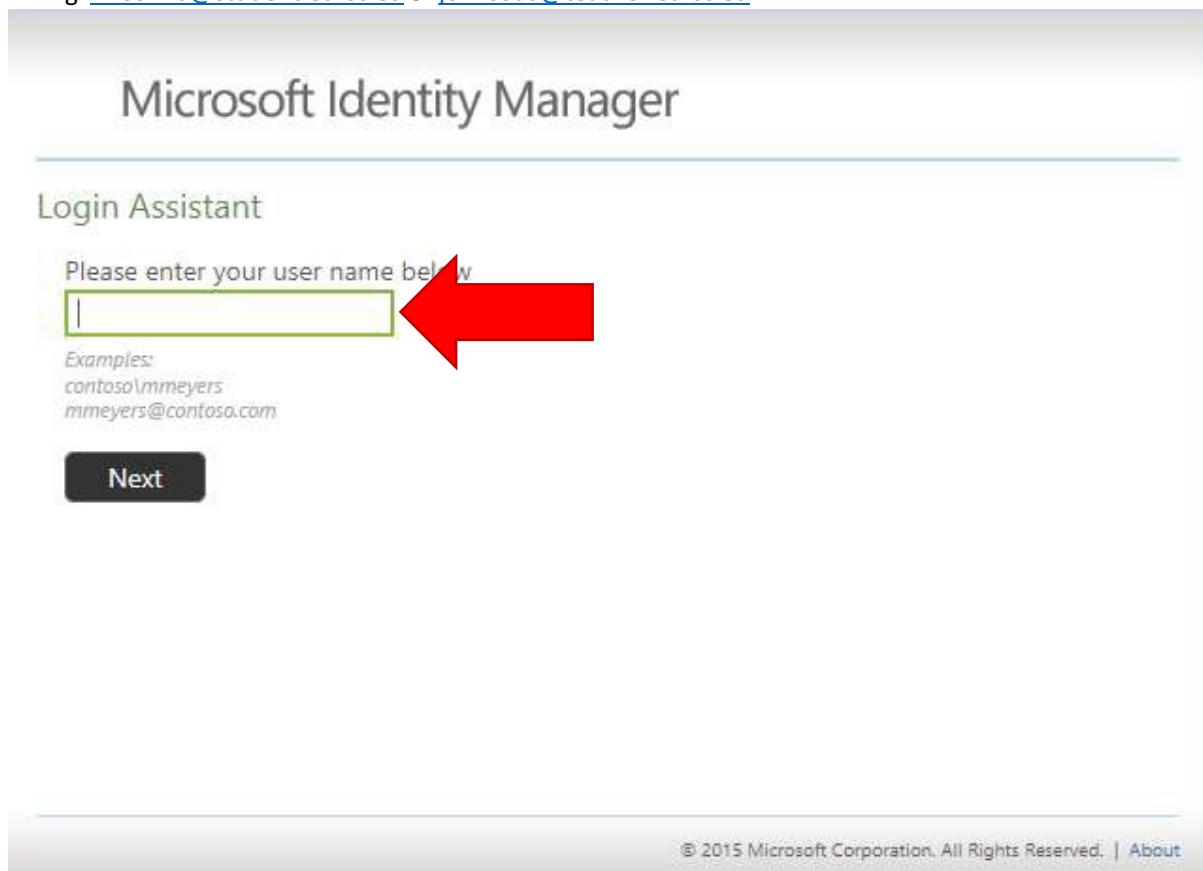
someone@example.com

Password

Sign in

Change Password Forgot Password

- Fill in your login.
Introduisez votre login.
E.g. wilsonha@student.eursc.eu or johnsoda@teacher.eursc.eu



Microsoft Identity Manager

Login Assistant

Please enter your user name below

Examples:
contoso\mmeyers
mmeyers@contoso.com

Next

© 2015 Microsoft Corporation. All Rights Reserved. | About

5. You will receive an email with a security code from ES-FIM-SERVICE@eursc.eu in the email address mentioned in the “secondary email” in SMS.
For students, usually the main tutor email address.
For teachers, your private email address.
Introduce the security code in the field.

Vous allez recevoir un email avec un code de sécurité de ES-FIM-SERVICE@eursc.eu à l’adresse mail secondaire renseignée dans SMS.

Pour les étudiants, généralement l’adresse email du parent principal.

Pour les enseignants, votre adresse email privé.

Introduisez le code de sécurité dans le champ.

De : ES-FIM-SERVICE@eursc.eu <ES-FIM-SERVICE@eursc.eu>
Envoyé : jeudi, novembre 19, 2020 4:21 PM
À : thierry.d

Objet : Here is the security code to reset your password

Your security code is: 590018 Enter this code to reset your password. If you did not request to reset your password, please contact your help desk or system administrator.

This email and any files transmitted with it are confidential and intended solely for the use of the individual or entity to whom they are addressed. If you have received this email in error please notify the system manager. This message contains confidential information and is intended only for the individual named. If you are not the named addressee you should not disseminate, distribute or copy this e-mail.

Microsoft Identity Manager

Verify Your Identity: Email Verification

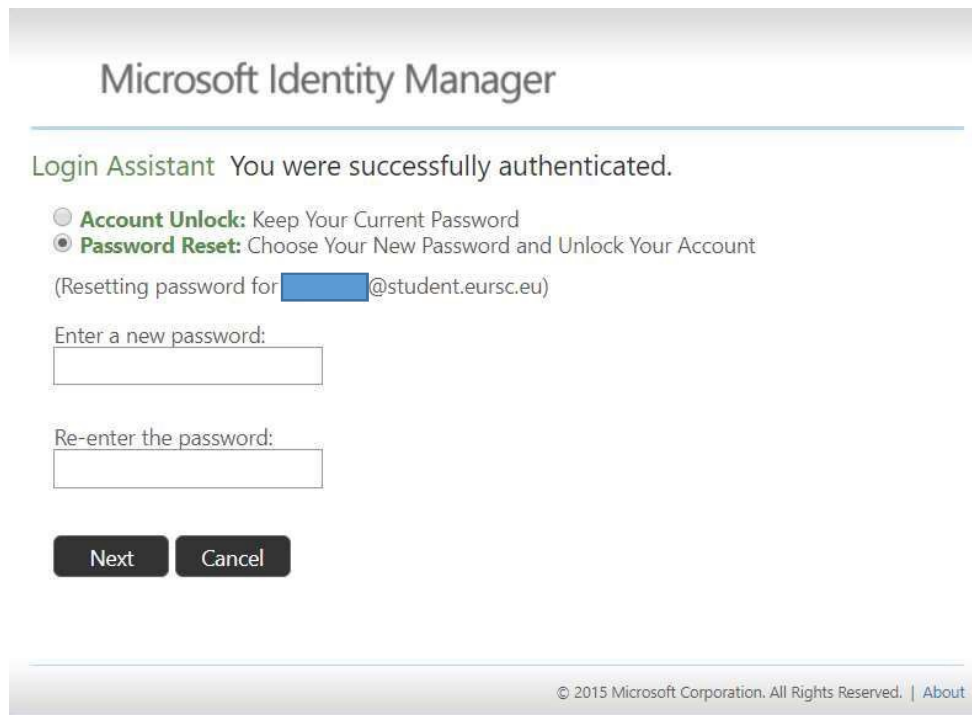
Enter your security code below. A security code was sent to the email address registered with this organization.

Security Code:

Next Cancel

© 2015 Microsoft Corporation. All Rights Reserved. | About

6. Fill in a new password (that you never used) with at least 8 characters, min 1 capital letter, min 1 letter, min 1 number and without part of name and surname.
Introduisez un nouveau mot de passe (que vous n'avez jamais utilisé) contenant au moins 8 caractères, min 1 lettre majuscule, min 1 lettre minuscule, min 1 chiffre et ne contenant pas de morceau du nom ou du prénom.



The screenshot shows the Microsoft Identity Manager Login Assistant interface. At the top, it says "Microsoft Identity Manager". Below that, it says "Login Assistant You were successfully authenticated." There are two radio button options: "Account Unlock: Keep Your Current Password" and "Password Reset: Choose Your New Password and Unlock Your Account". The "Password Reset" option is selected. Below the options, it says "(Resetting password for [redacted]@student.eursc.eu)". There are two text input fields: "Enter a new password:" and "Re-enter the password:". At the bottom, there are two buttons: "Next" and "Cancel". At the very bottom of the page, there is a copyright notice: "© 2015 Microsoft Corporation. All Rights Reserved. | About".

7. Re-connect to <https://portal.office.com/> or <https://sms.eursc.eu/>
Reconnectez-vous à <https://portal.office.com/> <https://sms.eursc.eu/>

If this does not work:

Si cela ne fonctionne pas:

For nursery and primary pupils => Contact MICALIZZI Marco marco.micalizzi@eursc.eu Pour les élèves maternelles et primaires => Contactez MICALIZZI Marco marco.micalizzi@eursc.eu

For secondary pupils => Contact CHIARAMONTE Giovanni giovanni.chiaramonte@eursc.eu or KARMOUN Mehdi mehdi.karmoun@eursc.eu

Pour élèves secondaires => Contactez CHIARAMONTE Giovanni giovanni.chiaramonte@eursc.eu ou KARMOUN Mehdi mehdi.karmoun@eursc.eu

For teachers => Contact ICT department.

Pour les enseignants => Contactez le service ICT.